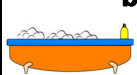










































**MARCH 2020**

Sunday	Monday	Tuesday	Wednesday	Thursday	Friday	Saturday
<b>1</b>	<b>2</b>	<b>3</b>	<b>4</b>	<b>5</b>	<b>6</b>	<b>7</b>
Phonological Skills: Final Consonant Sounds Practice saying that word three times using the correct ending sound.	 <b>b</b> <b>tub</b>  <b>cab</b>	 <b>p</b> <b>cup</b>  <b>rope</b>	 <b>m</b> <b>ham</b>  <b>gum</b>	 <b>n</b> <b>bun</b>  <b>pan</b>	 <b>t</b> <b>pet</b>  <b>pit</b>	Use the <b>Super-Duper Magnetic Final Consonant Sounds Game Board</b> for more practice. 
<b>8</b>	<b>9</b>	<b>10</b>	<b>11</b>	<b>12</b>	<b>13</b>	<b>14</b>
Phonological Skills: Two Syllable Words Correctly produce the syllables in each word using correct sound production.	<b>che-rry</b> 	<b>ta-co</b> 	<b>tur-tle</b> 	<b>dough-nut</b> 	<b>flow-er</b> 	Use the <b>Super-Duper Syllable Drill Flashcards</b> for more practice. 
<b>15</b>	<b>16</b>	<b>17</b>	<b>18</b>	<b>19</b>	<b>20</b>	<b>21</b>
Phonological Skills: Initial Consonant Sounds: Practice saying each word three times using the correct beginning sound.	 <b>t</b> <b>tag</b>  <b>tea</b>	 <b>d</b>  <b>door</b>	 <b>k</b>  <b>car</b>	 <b>g</b>  <b>goat</b>	 <b>l</b>  <b>limb</b>	Use the <b>Scholastic Beginning Sound Puzzles</b> to practice initial sounds. 
<b>22</b>	<b>23</b>	<b>24</b>	<b>25</b>	<b>26</b>	<b>27</b>	<b>28</b>
Phonological Skills: Short Vowel Sound: Correctly produce the short vowel in each word. Say each word three times.	 <b>a</b>  <b>bag</b>	 <b>e</b>  <b>bell</b>	 <b>i</b>  <b>sick</b>	 <b>o</b>  <b>moth</b>	 <b>u</b>  <b>mug</b>	Use the <b>Learning Resource Vowel Sorting Owls</b> 
<b>29</b>	<b>30</b>	<b>31</b>				
Parent Skills: Participate in the following activities for parents.	Thinking Tip: What are your aspirations for your children's speech and language skills?	Listen to the Focused Meditation on Aspirations for the Speech Parent.				