




# WHERE IS JAKAYA....TOO?

Where is Jakaya....Too? is a hands-on activity that requires the child to identify and express spatial concepts. See the directions below.


Directions: Cut out the pictures and laminate pictures on pages 2-3. Put the pictures in a pile. Select the spatial concept that you want to target. On the page selected, first talk about the picture of Jakaya by saying for example: Jakaya is in the house. Point to the pile and say "can you find the picture of the lady in the car?" Give the child a chance to find the picture. Once they do have them repeat the sentence and then put the picture card on top of the square that contains the sentence. Continue this way with the remaining pages.

Please check out the YouTube video used to demonstrate how to use the product called: Speech Therapy Techniques: identifying and Using Spatial Concepts.


# WHERE IS JAKAYA....TOO?



# WHERE IS JAKAYA....TOO?



# WHERE IS JAKAYA....TOO?



# WHERE IS JAKAYA....TOO?



IN

People in the  
pool.

Woman in the  
car.

Fruits in the  
basket.