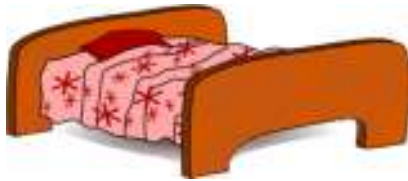


ARTICULATION VOWEL SORT AND PHONEME BLENDING INSTANT LANGUAGE CENTER


A



E



I



O



U



ARTICULATION VOWEL SORT AND PHONEME BLENDING INSTANT LANGUAGE CENTER

Instructions and Picture Page

Vowel Sort Instructions:

Cut out the pictures. Laminate the pictures for durability. Review each short vowel sound with the student and use the picture under each vowel as an example of what the vowel sounds like in the word. After providing an example, call out the name of the picture out loud and have the student place the picture that corresponds with the word under the correct vowel sound they hear in the word presented.

Phoneme Blending Instructions:

To further extend this activity, use the picture/letter tile flash card to have your student, determine the picture you are saying as you sound each individual letter in the words and the student blends. Once they blend the letters to determine the word, have them place the picture of the word in the picture place holder on the card.

Phoneme Segmenting Instructions:

This activity can also be used to segment phonemes, by presenting the picture and placing it in the picture placeholder on the flashcard. Have the student say the name of the picture, and then determine the letters/sounds heard in each word by placing the correct letter in the letter place holder under each picture.

Extra:

This activity can be used to work on students that exhibit initial consonant deletion, final consonant deletion, and vowel distortions. It can also be used to assist children with reading difficulties and basic naming and identifying of objects for students with limited receptive and expressive language deficits.

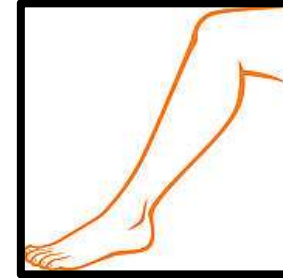
To create a center, print out as many pages as you need for the number of students that will be using the activity.

ARTICULATION VOWEL SORT AND PHONEME BLENDING INSTANT LANGUAGE CENTER

Short /a/



Short /e/



ARTICULATION VOWEL SORT AND PHONEME BLENDING INSTANT LANGUAGE CENTER

Short /i/



Short /o/

