



ARTICULATION AND FLUENCY PACING BOARD



Use the pictures targeting /k, g, f, v,/ in initial, medial, and final word positions to complete each sentence.


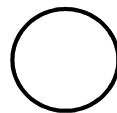


Have your child practice each target sound at the sentence level and also work on their fluency skills by pacing their speech. As the child says each word, check the dot with a crayon or colored pencil or cover each dot with a bingo chip.

I

see

the

*place
picture
here*







I

have

the

*place
picture
here*

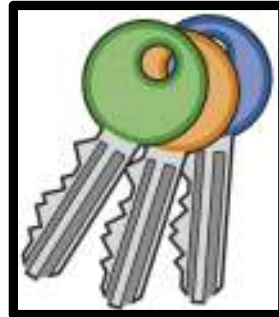





ARTICULATION AND FLUENCY PACING BOARD




Initial /k/ picture cards:



Medial /k/ picture cards:



Final /k/ picture cards:





ARTICULATION AND FLUENCY PACING BOARD



LIST OF WORDS

INITIAL /K/

cake, cola, keys, car

MEDIAL /K/

bacon, milkshake, soccer ball, sneakers

FINAL /K/

puck, milk, steak, book

INITIAL /G/

goldfish, girl, guitar, golf ball

MEDIAL /G/

yogurt, luggage, wagon, piggy bank

FINAL /G/

hotdog, frog, log, flag

INITIAL /F/

football, fishbowl, film, fork

MEDIAL /F/

muffin, elephant, coffee, telephone

FINAL /F/

giraffe, leaf, safe, calf

INITIAL V

vacuum, volleyball, vegetables, violin

MEDIAL /V/

beaver, avocado, television, envelope

FINAL /V/

beehive, olive, microwave, stove